


**THE ASIAN SCHOOL**  
**VASANT VIHAR, DEHRADUN (2026-27)**  
**CLASS II (Half Yearly Syllabus and Summer HHW)**



**Dear Students and Parents,**

Summer holidays are not just a break from school — they are a chance to explore, create, discover and grow! This holiday homework is a small learning adventure designed to keep young minds active, curious and creative while still enjoying the fun of vacation.

Complete each task with imagination, neatness and honesty. Remember to balance study time with play, reading, family moments and outdoor activities. Parents are encouraged to support and inspire children as they learn independently and confidently.

Learn, laugh, create and make this summer meaningful and memorable!

**Note: Use a single scrapbook for all subjects except Art Education.**

**Submission Date: First Day After Holidays.**

Here are practical points for parents and children to follow for Holiday Homework so it stays productive without stressing out summer:

**For Children**

1. Set a daily routine: Do 30-45 min of HHW each morning when the mind is fresh, then play.
2. Break it into parts: Don't do it all at once. Tackle one subject or one activity per day.
3. Ask, don't copy: If stuck, ask for help. Understanding matters more than finishing fast.
4. Add your own touch: Use creativity in charts, drawings, models. Make it yours.
5. Keep it neat: Write clearly, label diagrams, and submit on time. Presentation counts.

**For Parents**

1. Be a guide, not a doer: Help with ideas and materials, but let the child complete the work.
2. Create a study space: A quiet corner with supplies reduces distractions.
3. Encourage curiosity: Ask "why" and "how" questions instead of giving answers directly.
4. Balance is key: Mix HHW with outdoor play, reading, and family time. Summer should still feel like summer.
5. Celebrate effort: Praise completion and creativity, not just perfection.

**Bonus tip:** Take a photo of finished homework. It's a nice summer memory and helps if anything gets misplaced.

## Instructions for Holiday Assignments.

### •Subject-wise Instructions

Homework for **all the subjects** should be completed as per the **specific instructions** provided for each subject.

### •Proper Labeling

The **scrapbook** should be **neatly labeled** with the student's **name, class and section**. Ensure that the details are written clearly and legibly on the cover page.

### •Systematic and Neat Presentation

Homework should be completed **systematically** and in a **neat, organized manner**.

### •Assessment Criteria

The homework will be assessed on the basis of **neatness, originality of ideas** and **overall effort**. Please ensure your work is carefully executed and presented.

### •Handwriting Practice

Please complete a page of **handwriting practice** in both your **Hindi** and **English handwriting notebooks**. This will help improve the clarity and neatness of your writing.

*"Words have the power to spell success!"*

The Spell Bee Competition will be conducted shortly after the school reopens following the summer break. The first round, which will be a written round, is scheduled for the second week of July.

Students are advised to prepare words from the UT-1 syllabus for the following subjects:

| Classes 1 and 2 | Classes 3,4 and 5    |
|-----------------|----------------------|
| English         | English              |
| EVS             | Science              |
|                 | SST (Social Studies) |

Students should also prepare words appearing in between the lessons, as they may be included in the competition.

So get ready to move, think, create and grow – all while learning how to take care of yourself in the best possible way.

**Stay active. Eat well. Think positive. And enjoy your summer!**


Regards,


Junior Wing

The Asian School.

**THE ASIAN SCHOOL, DEHRADUN**  
**HALF YEARLY SYLLABUS & SUMMER HOLIDAY HOMEWORK**  
**CLASS II (2026-27)**

| Subject            | Syllabus   |
|--------------------|--|
| English Literature | <ul style="list-style-type: none"> <li>• Poem-Come back soon</li> <li>• Ch-Between home and school</li> <li>• Ch-Seeing without seeing</li> <li>• Dictation and Recitation</li> </ul>  |
| English Language   | <ul style="list-style-type: none"> <li>• Singular plural</li> <li>• Articles</li> <li>• Verbs-Is,am ,are</li> <li>• Pronouns</li> <li>• Picture Comprehension</li> <li>• Composition</li> </ul>  |
| English Homework   | <p style="text-align: center;"><i>Creative Noun Town</i></p> <ul style="list-style-type: none"> <li>• Create a colourful scene of a town showing different kinds of naming words (nouns).</li> <li>• Label various parts of the town with:               <ul style="list-style-type: none"> <li>• People – doctor, teacher, etc.</li> <li>• Places – school, park, etc.</li> <li>• Animals – dog, cat, etc.</li> <li>• Things – bag, chair, etc.</li> </ul> </li> <li>• Use cut-outs, drawings, small boxes, colours and other creative materials to make your “Noun Town” attractive and fun.</li> <li>• Paste your completed work neatly in your scrapbook.</li> </ul> |
| Hindi Literature   | <ul style="list-style-type: none"> <li>• कविता 9- दुनिया रंग बिरंगी</li> <li>• पाठ 18- शेर और चूहे की दोस्ती</li> <li>• पाठ 13 - तालाब</li> <li>• श्रुतलेख और कविता पाठ</li> </ul>   |
| Hindi Language     | <ul style="list-style-type: none"> <li>• गिनती २१ से ३०</li> <li>• सर्वनाम</li> <li>• क्रिया</li> <li>• विलोम शब्द</li> <li>• दिन और महीने</li> <li>• लिंग</li> <li>• वचन</li> <li>• चित्रलेखन</li> <li>• अपठित गद्यांश</li> </ul>   |
| Hindi Homework     | <p style="text-align: center;"><i>जल-जीवों की रंगीन दुनिया</i></p> <p>एकेरियम बनाकर उसमें जल-जीव दर्शाएँ व उनके नाम लिखकर उनकी विशेषताएँ बताते हुए पाँच पंक्तियाँ लिखिए ।</p>  |

|  |  |
|--|--|
|  | <p>ग्रीष्मकालीन अवकाश के दौरान किसी aquarium की जगह जाँचें व उसका सचित्र विवरण अपने शब्दों में लिखिए।<br/>         पेज सजाने का आइडिया</p> <ul style="list-style-type: none"> <li>• नीले रंग से पानी जैसा बैकग्राउंड बनाएँ।</li> <li>• जल-जीवों के कट आउट चिपकाएँ।</li> <li>• कॉटन से झाग (foam) दिखा सकते हैं।</li> </ul> <p>अंतिम पृष्ठ -</p> <ul style="list-style-type: none"> <li>• मुझे सबसे अच्छा क्या लगा?</li> <li>• गतिविधि द्वारा मैंने क्या सीखा?</li> </ul>   |
| <p><b>Math</b></p>   | <ul style="list-style-type: none"> <li>• Grouping and sharing (NCERT)</li> <li>• (Multiplication, division)</li> <li>• Related exercises from Illustrative and NCERT book.</li> <li>• Which season is it ? (NCERT)</li> <li>• Related exercises from Illustrative and NCERT book.</li> <li>• Counting Forward and Backward 101-700</li> <li>• Number names and number names to numbers 101-700</li> <li>• Related exercises from Illustrative and NCERT book.</li> <li>• Table- 6 to 8</li> <li>• Add subtract sums and story sums</li> <li>• Even and odd number</li> <li>• Related exercises from Illustrative and NCERT book.</li> <li>• Mental Math</li> </ul>   |
| <p><b>Math Homework</b></p>  | <p style="text-align: center;"><i>Celebrating My Family</i></p> <ul style="list-style-type: none"> <li>• In your scrapbook, write the birthdays of your family members in order from the youngest to the oldest.</li> <li>• Paste or draw a picture of each family member along with their birthday to make your scrapbook colourful and special.</li> </ul>   |
| <p><b>EVS</b></p>  | <ul style="list-style-type: none"> <li>• Ch- Health is Wealth</li> <li>• Ch- Air and Water</li> <li>• Ch- Safety Rules</li> <li>• Ch- Neighbourhood Services</li> <li>• Ch- Directions</li> </ul>  |
| <p><b>EVS- Homework</b></p>  | <p style="text-align: center;"><i>Community Helpers Around Us</i></p> <ul style="list-style-type: none"> <li>• Choose any four community helpers you see around you, such as a milkman, teacher, doctor, police officer, etc.</li> <li>• Create a paper badge for each helper and paste it neatly in your scrapbook.</li> <li>• Draw or paste pictures of the tools they use, such as a stethoscope, chalk, milk can, whistle, etc.</li> <li>• Presentation Guidelines:</li> <li>• Use bright colours, pictures, and neat handwriting.</li> <li>• Make your work creative and original.</li> <li>• Arrange and present your work neatly in the scrapbook.</li> </ul> |
| <p><b>IT</b></p>   | <ul style="list-style-type: none"> <li>• Ch- 2 Know More Keys</li> <li>• Ch- 3 How To Use Me</li> <li>• Ch- 5 WordPad- An Introduction</li> </ul>  |

|   |   |
|---|---|
| <b>IT Homework</b>  | <p style="text-align: center;"><i>My Bright and Happy Drawing in MS Paint</i></p> <p>Open MS Paint, draw and colour the following:</p> <ul style="list-style-type: none"> <li>● Happy Face</li> <li>● Sun</li> <li>● House</li> <li>● Take the print out and paste it in your scrapbook.</li> </ul>   |
| <b>GK</b>   | <ul style="list-style-type: none"> <li>● Pg no. 22 Jungle Book characters</li> <li>● Pg no. 24,25 India is now on the moon</li> <li>● Pg no 26,27 Flags</li> <li>● Pg no. 28,29 Simple fruit trees</li> <li>● Pg no. 30,31 Great inventions</li> <li>● Pg no. 32 Shhh! It is a secret</li> <li>● Pg no. 33 Famous child artists</li> <li>● Pg no. 34,35 Superstars of the future</li> </ul>   |
| <b>GK Homework</b>  | <p style="text-align: center;"><i>Exploring the Planets</i></p> <ul style="list-style-type: none"> <li>● Create this activity creatively in your scrapbook by pasting pictures of any 5 planets on 1-2 pages.</li> <li>● For each planet, write: <ul style="list-style-type: none"> <li>• Planet Name</li> <li>• Colour</li> <li>• One Interesting Fact</li> </ul> </li> <li>Example: <ul style="list-style-type: none"> <li>• Saturn has rings</li> <li>• Mars is the Red Planet</li> </ul> </li> <li>● Decorate your scrapbook with stars, rockets, astronauts, and space drawings to make it colourful and fun!</li> </ul> |
| <b>Art Education Homework</b>  | <p style="text-align: center;"><i>Shells of Creativity</i></p> <ul style="list-style-type: none"> <li>● Draw a beautiful 3D painting by using pista shells.</li> </ul> <p>Material required</p> <ul style="list-style-type: none"> <li>● Hard cardboard (circular)- 12X12inch</li> <li>● Acrylic colours</li> <li>● Pista shells</li> <li>● Brushes</li> <li>● Fevicol</li> <li>● Black sketch or marker</li> </ul>   |



Annu Mehrotra  
HEADMISTRESS

  
23/5/26  
PRINCIPAL