

**The Asian School,  
Dehradun Holiday  
Homework 2023-24 Class  
UKG**



**Summer is messy, Summer is  
fun.**

**Trips to the beach, In the hot, hot  
sun. Let's give summer, A big fat  
cheer! Summer is the best time  
of the year.**

Dear parent,

It 's a vacation time again, a time to relax as well as to fruitfully occupy the children and keep their energies well directed. We seek you to lend your support and motivate your child. We have planned some activities to keep the children positively engaged on the principle of "learning by doing" by his/ her holistic development.

**Kindly ensure that the Holiday Homework is completed by the students under the guidance of the parents.**


So here we start....

## **MORNING BLESSINGS**

-Help your child inculcate good habits like doing “Surya Namaskar” or Yoga Asans and encourage him/ her to wish elders in the morning.

LINK: <https://youtu.be/qlGRZS-YMWo>

-If possible, visit a temple or any their religious place of your choice.



## **PHYSICAL DEVELOPEMENT**

-Take the child with you on morning or evening walk.

-Play different games like hide and seek, ludo, snakes and ladders, carom board, chess etc. with your child. This will encourage them to express freely and make them more responsible.



## **LANGUAGE DEVELOPMENT**

-Encourage your child to converse in English

-Choose any one object from your surroundings every day. Let the child speak few lines on it. For example. This is an apple. It is red in color. It is sweet and Juicy. An apple a day keeps the doctor away.

LINK: <https://youtu.be/534R3c-93do>



## **My Table Mat - MY ART PIECE**

**Printing activities** like vegetable printing have always been fun for children. Kids get to experiment with color mixing, paint to be used and making patterns or prints. Compose a picture using fruit and vegetable prints. Children can use their own creativity and find innovative ways to create beautiful prints. You can make a table mat creatively using a chart paper and get it laminated. **Bring it to school and it will stay in class so that you can use it during the lunch break.**

Material Required

- Colored Chart paper 18" x12"inch
- Water Color
- Crayon
- Vegetables
- Mirror, Star, Glitter for decoration

Enjoy this activity using these links:

- <https://youtu.be/aBDubv-eyQk>
- <https://youtu.be/dLd2hg0N9rI>
- <https://youtu.be/2-2fSRR3B8E>

## **MY SPECIAL DAY WITH DAD**

**Father's Day, 18<sup>th</sup> JUNE 2023.**

*"My Dad is so special, he is strong and smart,*

*That is why I love him so, with all my little heart!! Happy Father's Day!!"*

Fun activity with dad – Make Banana Milkshake

INGREDIENTS:

Banana- 2 small sized or 1 cup chopped

Milk -2 cups (boiled and cooled) Sugar – 2 big teaspoons

LINK: <https://youtu.be/-SKqK2WC02E>



✚ Help your child to be **Independent** during the summer break and learn to:

- Button and unbutton the shirt.
- Laying the table
- Arrange their toy shelf
- Put on their socks and shoes.
- Eat lunch on their own.
- Keep their surroundings neat and tidy

### ✚ WRITING TIME



### **English**

- Recognition and formation of alphabets (a to z) with their sound and associated words.
- Practice to write cursive A to Z in note book. (3 times)
- Practice to write cursive letters in Cursive writing workbook.
- Learn the rhymes from the book '**THE LITTLE POET**' on the following pages 4.

## **Math**

- Practice to write numbers from 1 to 50 with recognition in notebook. (3 times)
- Learn Forward counting from 1 to 50.
- Learn and write Backward counting 20 to 1. (2 times)

## **Hindi**

- Recognition and formation of Swar and Vyanjan with associated words.
  - Practice to write Sawar and Vyanjan in notebook. (3 times)
  - Practice to write two letter words in notebook. (3 times)
  - Paste or Draw pictures related to the word.
  - Revise and learn the rhymes from the book **“THE LITTLE POET”** on the following pages 22 and 30.
- Revise and complete the worksheet attached.
  - Submission of holiday homework will be on 10<sup>th</sup> JULY 2023.

**Thanks for your co-  
operation.**



## 9 Learn these alphabets along with their sound:-

Phonics Chart	Phonics Chart
Aa (ऐ) as in →	Nn (न) as in →
Bb (ब) as in →	Oo (ओं) as in →
Cc (क) as in →	Pp (प) as in →
Dd (ड) as in →	Qq (क्व) as in →
Ee (ए) as in →	Rr (र) as in →
Ff (फ) as in →	Ss (स) as in →
Gg (ग) as in →	Tt (ट) as in →
Hh (ह) as in →	Uu (अ) as in →
Ii (इ) as in →	Vv (व) as in →
Jj (ज) as in →	Ww (व्) as in →
Kk (क) as in →	Xx (क्स) as in →
Ll (ल) as in →	Yy (य) as in →
Mm (म) as in →	Zz (ज़) as in →

# H1cdi Worksheet



एक अक्षर के साथ अलग-अलग अक्षर जोड़कर शब्द बनाना सीखे।

<b>क</b>	ल	कल
	म	कम
	प	कप

<b>फ</b>	ल	
	न	
	ट	

<b>स</b>	र	
	ब	
	च	

<b>आ</b>	प	
	म	
	ग	

<b>ह</b>	म	
	ल	
	क	

<b>म</b>	न	
	ल	
	र	



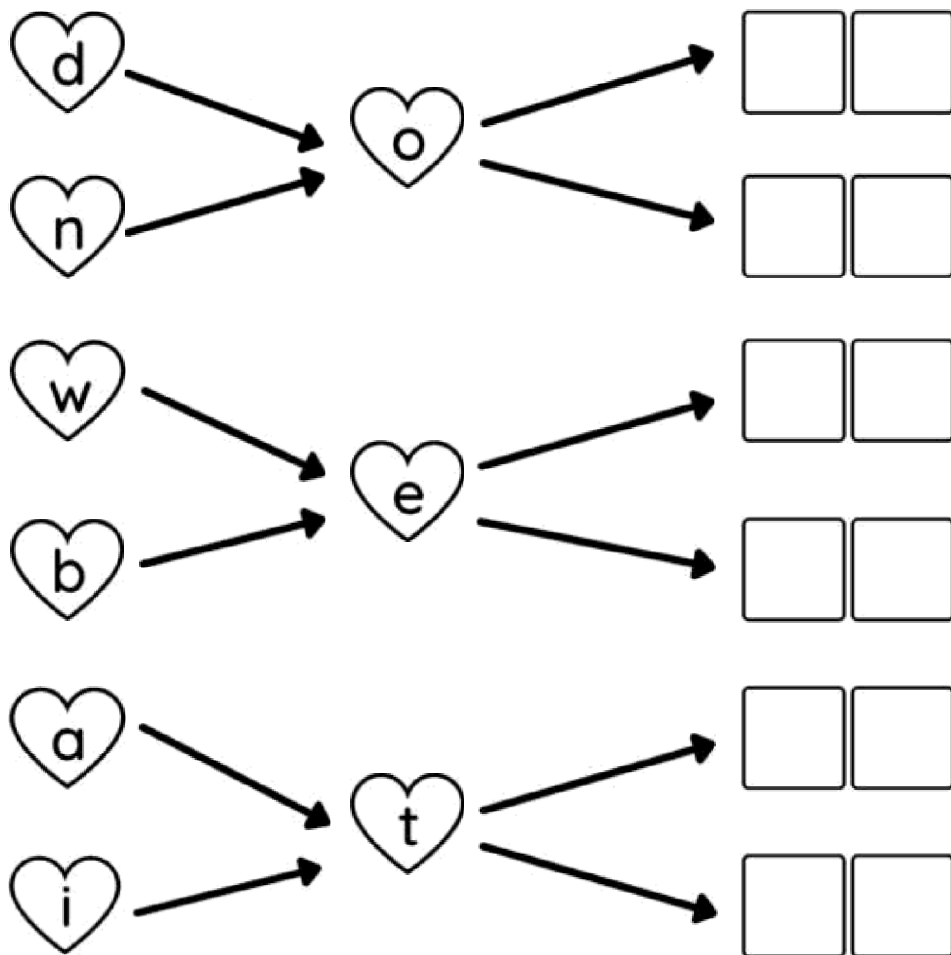
आज आपने एक अक्षर के साथ अलग-अलग अक्षर जोड़कर शब्द बनाना सीखा।

DATE: ... ..

NAME: .....

# Let's make words using 1WO letters.

Direction: Go along the lines and write words.



## Which Number Comes After



Write the number that comes after the given number.

11

---

13

---

14

---

16

---

18

---

20

---

5

---


9

---



## Vowels - a, e, i, o, u

Color all the balloons with vowels.



Write the 5 vowels in the circles below .

