

**The Asian School, Dehradun.**

**Holiday Homework 2023-24**

**Class LKG**



**Summer is messy, Summer is fun.**

**Trips to the beach, In the hot, hot sun.**

**Let's give summer, A big fat cheer!**

**Summer is the best time of the year.**

Dear parent,

It's a vacation time again, a time to relax as well as to fruitfully occupy the children and keep their energies well directed. We seek you to lend your support and motivate your child. We have planned some activities to keep the children positively engaged on the principle of "learning by doing" by his/her holistic development.

**Kindly ensure that the Holiday Homework is completed by the students under the guidance of the parents.**

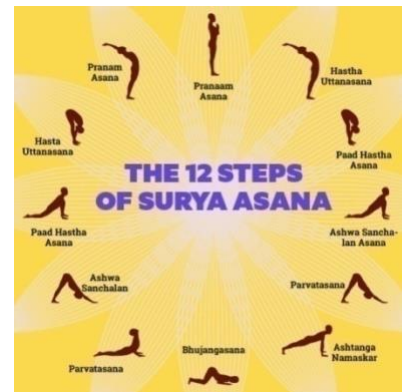
So here we start....

## MORNING BLESSINGS

-Help your child inculcate good habits like doing “Surya Namaskar” or Yoga Asana and encourage him/her to wish elders in the morning.

LINK: <https://youtu.be/qIGRZS-YMWo>

-If possible, visit a temple or any of their religious place of your choice.



## PHYSICAL DEVELOPMENT

-Take the child with you on morning or evening walk.

-Play different games like hide and seek, ludo, snakes and ladders, carom board, chess etc. with your child. This will encourage them to express freely and make them more responsible.



## LANGUAGE DEVELOPMENT

### -Object talk Activity

Talk to your child about any object from your surroundings every day. Let the child to pronounce, observe, learn and speak out the name of the object.

-Encourage your child to converse in English

## **My Table Mat - MY ART PIECE**

**Printing activities** like vegetable printing have always been fun for children. Kids get to experiment with color mixing, paint to be used and making patterns or prints. Compose a picture using fruit and vegetable prints. Children can use their own creativity and find innovative ways to create beautiful prints. You can make a table mat creatively using a chart paper and get it laminated. **Bring it to school and it will stay in class so that you can use it during the lunch break.**

Material Required

- Colored Chart paper 18" x12"inch
- Water Color
- Crayon
- Vegetables
- Mirror, Star, Glitter for decoration

Enjoy this activity using these links:

- <https://youtu.be/aBDubv-eyQk>
- <https://youtu.be/dLd2hg0N9rl>
- <https://youtu.be/2-2fSRR3B8E>

## MY SPECIAL DAY WITH DAD

**Father's Day, 18<sup>th</sup> JUNE 2023.**

*"My dad is so special, he is strong and smart,*

*That is why I love him so, with all my little heart!! Happy Father's Day!!"*

### **Fun activity with dad – Make Banana Milkshake**

Wish your father to make him feel special with the shake.

INGREDIENTS:

Banana- 2 small sized or 1 cup chopped

Milk -2 cups (boiled and cooled)

Sugar – 2 big teaspoons

LINK: <https://youtu.be/-SKqK2WC02E>



- ✚ Help your child to be **Independent** during the summer break and learn to:
- Button and unbutton the shirt.
  - Laying the table
  - Arrange their toy shelf
  - Put on their socks and shoes.
  - Eat lunch on their own.
  - Keep their surroundings neat and tidy

## ✚ WRITING TIME



### English

- Recognition and formation of alphabets (Aa to Ee) with their sound and associated words.
- Practice to write letters on the following pages 5,7,9,11,13 in **'THE LITTLE HANDS'** (Small) alphabet workbook.
- Practice to write letters on the following pages 11,13 in **'THE LITTLE HANDS'** (Capital) alphabet workbook.
- Learn the rhymes from the book **'THE LITTLE POET'** on the following pages 8,18.

## **Math**

-Recognition and formation of numbers. (1 to 10)

-Practice to write numbers on the following pages 16 to 25 in the '**NUMBERS FOR JUNIORS**' workbook.

## **Hindi**

-Recognition and formation of Swar with associated words.

-Practice to write Swar on the following pages 4, 5 in the '**NANHI KALAM**' workbook.

Brainy Activity Workbook- Do the following pages 5,6,11,23,46,49 in the '**BRAINY ACTIVITY WORKBOOK**'

- Submission of holiday homework will be on 10<sup>th</sup> JULY 2023.

**Thanks for your co-operation.**



◇ Learn these alphabets along with their sound:-

Phonics Chart

Aa (ऐ) as in → 

Bb (ब) as in → 


Cc (क) as in → 

Dd (ड) as in → 

Ee (ए) as in → 


Ff (फ) as in → 

Gg (ग) as in → 

Hh (ह) as in → 

Ii (इ) as in → 

Jj (ज) as in → 


Kk (क) as in → 


Ll (ल) as in → 

Mm (म) as in → 

© Dazzle Books & Art Studio


Phonics Chart


Nn (न) as in → 


Oo (ओ) as in → 


Pp (प) as in → 


Qq (क्य) as in → 


Rr (र) as in → 


Ss (स) as in → 


Tt (ट) as in → 

Uu (अ) as in → 

Vv (व) as in → 

Ww (व्) as in → 

Xx (क्स) as in → 

Yy (य) as in → 

Zz (ज) as in → 

© Dazzle Books & Art Studio