

The Asian School, Dehradun

Holiday Homework 2022-23

Class UKG



Summer is messy, Summer is fun.

Trips to the beach, In the hot , hot sun.

Let's give summer , A big fat cheer!

Summer is the best time of the year.

Dear parent,

It 's a vacation time again, a time to relax as well as to fruitfully occupy the children and keep their energies well directed. We seek you to lend your support and motivate your child. We have planned some activities to keep the children positively engaged on the principle of "learning by doing" by his/ her holistic development.

Kindly ensure that the Holiday Homework is completed by the students under the guidance of the parents.

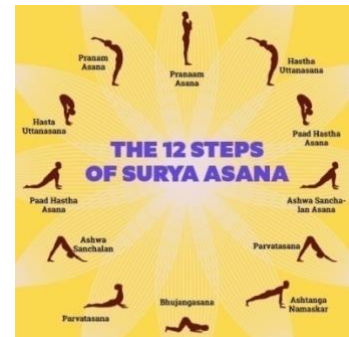
So here we start.....

MORNING BLESSINGS

-Help your child inculcate good habits like doing “Surya Namaskar” or Yoga Asans and encourage him/ her to wish elders in the morning.

LINK : <https://youtu.be/qlGRZS-YMWo>

-If possible, visit a temple or any there religious place of your choice.



PHYSICAL DEVELOEMNET

-Take the child with you on morning or evening walk.

-Play different games like hide and seek, ludo, snakes and ladders, carom board ,chess etc with your child. This will encourage them to express freely and make them more responsible.



LANGUAGE DEVELOPMENT

-Encourage your child to converse in English

-Choose any one object from your surroundings every day . Let the child speak few lines on it..for example .This is an apple. It is red in color. It is sweet and Juicy. An apple a day keeps the doctor away.

LINK: <https://youtu.be/534R3c-93do>



✚ Help your child to be **Independent** during the summer break and learn to :

- Button and unbutton the shirt.
- Laying the table
- Arrange their toy shelf
- Put on their socks and shoes.
- Eat lunch on their own.
- Keep their surroundings neat and tidy

✚ MY SPECIAL DAY WITH DAD

Father's Day , 19th JUNE 2022.

"My Dad is so special , he is strong and smart ,

That s why I love him so, with all my little heart!! Happy Father's day!!"

Fun activity with dad – Make Mango Milkshake

INGREDIENTS:

Mango- 2 small sized or 1 cup chopped

Milk -2 cups (boiled and cooled)

Sugar – 2 big teaspoon

LINK: <https://youtube.com/watch?v=LUGF9-ziCEs&feature=share>



WRITING TIME



English

- Recognition and formation of alphabets (a to z) with their sound and associated words .
- Practice to write cursive A to Z in note book. (3 TIMES)
- Practice to write cursive letters in Cursive writing workbook.
- Learn the rhymes from the book . 'THE LITTLE POET' on the following pages 4 & 16 .

LINK: <https://youtu.be/R2frjzrC5Jg>

Maths

- Practice to write numbers from 1 to 30 with recognition in notebook .(3 times)
- Learn Forward counting from 1 to 30.
- Learn and write Backward counting 10 to 1. (2 times)

Hindi

- Recognition and formation of Swar and Vyanjan with associated words.
- Practice to write Sawar and Vyanjan in notebook. (3 times)
- Revise and learn the rhymes from the book "THE LITTLE POET" on the following pages 22 and 30.

Revise and complete the worksheet attached.

- Revise and complete the worksheet attached.
- Submission of holiday homework will be on 11th JULY 2022.

Thanks for your co-operation.



◇ Learn these alphabets along with their sound:-

Phonics Chart

Aa (ऐ) as in → 

Bb (ब) as in → 


Cc (क) as in → 


Dd (ड) as in → 

Ee (ए) as in → 


Ff (फ) as in → 

Gg (ग) as in → 


Hh (ह) as in → 

Ii (इ) as in → 

Jj (ज) as in → 


Kk (क) as in → 


Ll (ल) as in → 

Mm (म) as in → 

Phonics Chart


Nn (न) as in → 


Oo (ऑ) as in → 

Pp (प) as in → 


Qq (क्व) as in → 


Rr (र) as in → 


Ss (स) as in → 


Tt (ट) as in → 

Uu (अ) as in → 

Vv (व) as in → 






Ww (व्) as in → 

Xx (क्स) as in → 

Yy (य) as in → 

Zz (ज़) as in → 

Count and circle the correct number

	5 12 20
	14 12 17
	8 5 7
	10 14 12
	15 13 12

Join the dots and colour the picture

