










THE ASIAN SCHOOL , DEHRADUN

HALF YEARLY EXAMINATION SYLLABUS FOR CLASS 2 (2022-23)

SUBJECTS			
ENGLISH SYLLABUS	Literature Ch-I want the wind and the sun Poem-I am lucky Ch-Storm in the garden Ch- The Little Turtle	Language <ul style="list-style-type: none"> Verbs Pronouns Adjectives Opposites Genders Composition 	
ENGLISH HOMEWORK	Books are our best friends.During the summer vacation read the book of your choice.After reading the story,draw your favourite character you enjoyed from the story and write 5 lines on it. Write the moral of the story also.Do this work on an A4 sheet and make it creative. DO 1 PAGE OF HANDWRITING IN THE ENGLISH WRITING NOTEBOOK ON ALTERNATE DAYS.		
HINDI SYLLABUS	साहित्य <ul style="list-style-type: none"> कविता - ऊँट चला पाठ - दोस्त की मदद पाठ - अधिक बलवान कौन ? कविता - बहुत हुआ 	भाषा <ul style="list-style-type: none"> गिनती १ से ३० क्रिया विशेषण पर्यायवाची शब्द अपठित गद्यांश चित्र लेखन 	
HINDI HOMEWORK	<p>"अवकाश को उचित ढंग से बिताना भी एक कला है।"</p> <p>"चलो संज्ञा बगीचे में जहाँ बादल आए, वर्षा आई। हरियाली छाई, पेड़ मुस्काए, फल- फूल सब हर्षाए घर, पशु- पक्षी सब नहाए॥"</p> <p>● ग्रीष्मकालीन अवकाश में अपनी रचनात्मकता का प्रयोग करते हुए संज्ञा शब्दों का बगीचा बनाकर रंग भरें। गतिविधि ए-4 शीट में करें। जैसे -</p> <div style="display: flex; justify-content: space-around; align-items: center;"> फूल  तितली  </div> <p>● अभ्यास कार्यपत्रिका भाषा कॉपी में करें। Link-</p>		
MATH SYLLABUS	<ul style="list-style-type: none"> Counting Forward and Backward 200 -600 Addition Double Digits and Carry Over with Story Sums Subtraction Double Digits and Borrow with Story Sums Number Names 200 - 600 Number Names to Numbers 200 - 600 Ordinal Numbers 1 to 20 Clock Tables 2 to 7 		

MATH HOMEWORK	Activity To Be Done On An A4 Sheet Draw a beautiful scenery using the following shapes.  Circle  Square  Rectangle  Oval  Triangle	
EVS 1 SYLLABUS	Ch- Festivals Are Fun Ch- Need For Air Ch- Need For Clothes	Ch- Need For Water Ch- Need For A House
EVS 1 HOMEWORK	Make a model of a Kutcha or a Pucca House. Try to use waste material for the same.	
GK SYLLABUS	Ch-7 Domestic animals Ch-15 Regional plants Ch-38 Continents and oceans	Ch-9 Wild animals Ch-32 Our costumes Ch-40 Food of the world
GK HOMEWORK	Stick pictures of any 5 domestic animals and write one use of each on an A4 sheet.	
IT SYLLABUS	Ch-3 Computer parts and devices Ch-4 The Keyboard Ch-5 The Mouse	
IT HOMEWORK	Draw any 5 parts of the computer on an A4 sheet and write their names.	

Dear Parents

Holidays keep young minds healthy and play a key role in cultivating thinking abilities. However, without practice children can fall behind in core subjects like Science, Maths, English etc.

Do you often wonder as parents, “How do we motivate children to finish their Holiday Homework when they are full of Holiday spirit and reluctant to study?” The answer is simple-By making the Holiday activities for kids are interesting, engaging and thought-provoking.

Besides the holiday homework given above, we would like to share some tips for your children to make this time a fruitful and happy period for them!!

1) Learn a new skill or hobby:



2) Read

Will help improve your communication skills and vocabulary. Make a habit of reading good books 15 minutes before bed.



3) Reconnect with friends

You can reconnect with those whom you did not get to spend much time with, during the school term gone by. Send them text/email to show that you are thinking of them.



4) Enjoy Nature



5) Learn about a country/place you don't know much about.

The world is an amazing place filled with fascinating countries and cities. In these holidays, take some time to learn about the history and culture of a country/place you are not familiar with.



6) Develop healthy habits and eat well.

Drink lots of water and eat healthy food.



7) Write Thank-You notes

Many people say thank you, but few people write actual thank you notes. During these holidays become one of these people. Make a list of those people who have helped you like friends, teachers, relatives etc. Write to them a thank you note.



Kindly Note:

A page of handwriting to be practiced in a separate handwriting notebook for both Hindi and English on a daily basis.

Homework to be done by the child only, small assistance of parents may be taken. Pre-made projects will receive a strict rejection.

Marks will be awarded for holiday homework in each subject.



With Regards

The Junior Wing