







THE ASIAN SCHOOL, DEHRADUN
HOLIDAY HOMEWORK AND HALF YEARLY SYLLABUS FOR CLASS V (2018-19)

SUBJECTS	HALFYEARELY SYLLABUS		HOLIDAY HOMEWORK										
ENGLISH	Literature <ul style="list-style-type: none">My shadow (Poem)Robinson CrusoeRip Van WinkleThe talkative brother	Language <ul style="list-style-type: none">AdverbsAdjectives and its degreesTenses (simple, perfect, continuous)ArticlesPrepositionsConjunctionsInformal letterComprehensionComposition	<ul style="list-style-type: none">Read any age appropriate book of the author Ruskin Bond. Bring the book when the school reopens to discuss the story. Find information on the author based on the given criterias:- Full name, birthday, family background, native place, his childhood memories, education & work published. (Award if any received) This information to be collected on an A4 sheet.Learn one new word of English daily along with its meaning and list them in a handmade booklet date wise. (the booklet should be made by you)										
HINDI	साहित्य – <ul style="list-style-type: none">नन्हा फ़नकारचिट्ठी का सफरवे दिन भी क्या थे(कविता) एक माँ की बेबसी	व्याकरण – <ul style="list-style-type: none">विशेषणक्रियाविशेषणकालपर्यायवाचीअनेक शब्दों के लिए एक शब्दविलोम शब्दरचनात्मक लेखनपत्र लेखनअपठित गद्यांश।	<ul style="list-style-type: none">रबीन्द्रनाथ टैगौर की प्रसिद्ध बाल कहानियाँ पढ़ो। जैसे – काबुलीवाला, तोता।ए – 4 शीट पर रबीन्द्रनाथ टैगौर का चित्र बनाओ व उनके विषय में निम्नलिखित बिन्दुओं के अन्तर्गत पढ़ें व लिखें :-जन्ममाता – पिता का नामजन्मस्थानशिक्षा/ भाषाओं का ज्ञानउपाधिप्रमुख रचनाएँपुरस्कार										
MATH	<ul style="list-style-type: none">Ch. – 2 Shapes and anglesCh. – 4 Parts of a whole (fraction, types of fraction, addition/ subtraction/ multiplication/ division of fractions).Ch. – 5 Does it look same (symmetry, reflection, rotation).Ch. – 6 Be my multiple, I'll be your factors (factor, multiple, HCF, LCM)Ch. – 13 Ways to multiply and divide.		<ul style="list-style-type: none">Learn tables and practice sums on addition, subtraction, multiplication & division as per the child's capability and class level. (at least 2 to 5 sums daily). Make a separate notebook for math practice.										
SCIENCE	<ul style="list-style-type: none">❖ L – 8 A Treat for mosquitoDiseases caused by mosquitoes and their preventionsDeficiency DiseasesExtra Information on Quinine❖ L – 1 Super Senses❖ L – 3 From tasting to digestion❖ L – 4 Mangoes round the yearPreservativesTypes and methods of preservation	<ul style="list-style-type: none">Microbes (harmful & useful)❖ L – 5 Seeds and seedsParts of seed & germination of seedTypes of seed (Dicot, Monocot)Dispersal – types❖ L – 7 Experiments with waterBuoyant force & Archimedes PrincipleMiscible and Immiscible solution	<ul style="list-style-type: none">Collect different types of seeds available in your surroundings. Observe them carefully – the shape, size, colour, texture (smooth or rough). Now make a seed chart on a coloured A4 sheet. Example is given below:- <table><tr><th>Name of the seed</th><th>Colour</th><th>Shape</th><th>Texture</th><th>Paste Seed</th></tr><tr><td>Rajma</td><td>Reddish Brown</td><td>Kidney </td><td>Smooth</td><td></td></tr></table>	Name of the seed	Colour	Shape	Texture	Paste Seed	Rajma	Reddish Brown	Kidney 	Smooth	
Name of the seed	Colour	Shape	Texture	Paste Seed									
Rajma	Reddish Brown	Kidney 	Smooth										

S.ST	<ul style="list-style-type: none"> • L – 6 Every drop counts • L – 10 Walls tell stories • L – 11 Sunita in space (our universe) • L – 13 A shelter so high (cold deserts) • L – 14 When the earth shook (disaster) • L – 16 Who will do this work? (cleanliness – role of municipality) 	<ul style="list-style-type: none"> • Frame at least 10 interview questions for an interview of some staff who do cleaning job in your area/ society, roads, drains etc. • Take help from L – 16 Pg. No. 148 (answer the following questions) • Q. What do you observe with this interview? Who appoints these people? What is the role of that office? How would be your life without these people? • Present your interview in a creative card from. • Answer the above mentioned questions on a A-4 sheet. Attach it to the card.
G.K	<ul style="list-style-type: none"> • Flora/ fauna (state wise) • Extinct/ Endangered animals • Wonder birds/ Furry animals • Miracle of nature • World of animals/ plants • Facts on plants/ animals 	-----
I.T	<ul style="list-style-type: none"> • Windows 7 • More on MS Word • Styles and objects in MS Word • Introduction to MS Powerpoint 	-----

Dear Parents,

Warm greetings! For almost past two months we enjoyed taking care of your precious children. You might have noticed that they all love to come to school. For the next one & a half month, you, their natural guardian will spend the vacation with them. Let's share some tips to make this period a fruitful and happy period for them.


- ❖ Let them wash their own plates after every meal. Children learn dignity of labour from such activities.
 - ❖ Visit the grandparents or an elderly couple from the neighbourhood and let your children bond with them. Their love and emotional support is very important for your child. Click snaps with them.
 - ❖ Take them to your work spot and let your child understand that you work very hard to support the family.
 - ❖ Do not miss the local festival and local market.
 - ❖ Allow your child to play outdoors, get hurt and get dirty. It's okay for them to fall down and experience pain once in a while. Comfortable life within the sofa cushions will make your child lazy.
 - ❖ Allow them to adopt a pet dog or a cat or any animal, bird or fish.
 - ❖ Teach them a few folk songs.
 - ❖ Keep your children **away** from **TV, mobiles phones, computers** and other **electronic gadgets**; they have their whole life for that.
 - ❖ **Avoid giving chocolates, jellies, cream cakes, chips, aerated drinks** and too many bakery products like **puffs** and **fried items** like **samosas**.
 - ❖ Look into the eyes of your little one and thank God for giving you one wonderful gift. In a few years from now, they will be soaring into greater heights.
- As parents, it is important to invest your time with them now.

Note: (Kindly adhere to the date and timings)

- The Holiday Homework will be collected on 9th July (Monday) between 10:00 a.m to 1:00 p.m
- A page of handwriting to be practiced in a separate handwriting notebook for both Hindi and English, twice a week.
- Homework to be done by the child, small assistance of parents may be taken.
- On-line or pre-made projects will receive a strict rejection.
- Marks will be awarded for Holiday Homework in each subject.

Enjoy your vacations and come back rejuvenated.


PRINCIPAL


HEAD MISTRESS