




**THE ASIAN SCHOOL , DEHRADUN**  
**FINAL EXAMINATION SYLLABUS FOR CLASS IV (2021-22)**

SUBJECTS			
<b>ENGLISH SYLLABUS</b>	Literature <ul style="list-style-type: none"> <li>Ch - The scholars mother tongue</li> <li>Ch - The giving tree</li> <li>Poem Books</li> </ul>	Language <ul style="list-style-type: none"> <li>Nouns - Numbers and genders</li> <li>Subject verb agreement</li> <li>Degree of adjectives</li> </ul>	<ul style="list-style-type: none"> <li>Tenses - simple and continuous</li> <li>Articles</li> <li>Prepositions</li> <li>Conjunctions</li> <li>Comprehension</li> </ul>
<b>ENGLISH HOMEWORK</b>	<p>1) <b>“Do you like to solve crossword puzzles?”</b></p> <ul style="list-style-type: none"> <li>Well!The nice thing about doing a crossword puzzle is,you know there is a solution.So children solve the given puzzle which has hints alongside keeping you enriched with the knowledge about people of Karnataka.</li> <li>Enhance your creativity with pictures etc.on an A4 sheet.Kindly refer to the given picture below for more clarification.</li> </ul>  <ul style="list-style-type: none"> <li>Link for Puzzle-  <a href="https://drive.google.com/file/d/15OrrrxKHxoup4pOki6bVCrpC33rT0AtO/view?usp=drivesdk">https://drive.google.com/file/d/15OrrrxKHxoup4pOki6bVCrpC33rT0AtO/view?usp=drivesdk</a> </li> </ul> <p>2) <b>“BE A STORYTELLER!!”</b></p> <ul style="list-style-type: none"> <li>Stories define us, shape us, control us, and make us.</li> <li>Stories create magic and a sense of wonder in the world.</li> <li>Storytelling is a unique way to develop skills, knowledge, and confidence along with a positive attitude. It is helpful in academic learning and introduces a lot of new vocabulary.</li> <li>So children read any one story by Sudha Murthy inspired by her own real life incidents. Write a book review from the story that you read according to the format given in the class. Do the above on an A4 sheet and make it creative. Be prepared to narrate your story as soon as the school reopens.</li> </ul>		

<b>HINDI SYLLABUS</b>	<u>साहित्य</u> <ul style="list-style-type: none"> <li>• कविता- पढ़क्कू की सूझ</li> <li>• पाठ - पापा जब बच्चे थे</li> <li>• पाठ-दान का हिसाब</li> </ul>	<u>भाषा</u> <ul style="list-style-type: none"> <li>• विराम-चिह्न</li> <li>• विशेषण</li> <li>• क्रिया</li> <li>• काल</li> <li>• पर्यायवाची</li> </ul>	<ul style="list-style-type: none"> <li>• लिंग</li> <li>• वचन</li> <li>• मुहावरे</li> <li>• अपठित गद्यांश</li> </ul>
<b>HINDI HOMEWORK</b> 	<p>वन पर है सबका अधिकार , यह है पशु-पक्षियों का सुंदर संसार।।</p> <p>पशुओं के संरक्षण हेतु कर्नाटक राज्य के प्रमुख पाँच राष्ट्रीय उद्यानों के नाम लिखते हुए किसी एक राष्ट्रीय उद्यान के विषय में दस पंक्तियाँ लिखिए और घर में आसानी से उपलब्ध होने वाली वस्तुओं जैसे रंगीन कागज़ , पेंसिल, मोम के रंग, रूई, सूखी पत्तियों आदि का अपनी रचनात्मकता के अनुसार उपयोग करते हुए राष्ट्रीय उद्यान का चित्र बनाकर उसके उसमें पाए जाने वाले पशु-पक्षी भी दर्शाइए। (नोट - कार्य स्ट्रैप बुक में करें )</p>		
<b>MATH SYLLABUS</b>	<ul style="list-style-type: none"> <li>• Cart and Wheel (Circle and Terminology used in Circle)</li> <li>• Tick Tick Tick (Elapsed time)</li> <li>• Tables and Shares (Multiplication and Division)</li> <li>• Jugs and Mugs (Conversion of units and Metric system)</li> <li>• Smart Chart (Bar graph)</li> <li>• Mental Math</li> </ul>		
<b>MATH HOMEWORK</b>	<p>Find out the population of the given cities of Karnataka :Mangaluru, Mysuru, Udupi and kalaburagi. (You are advised to round off the population to lakhs)</p> <p>Plot a bar graph in an ascending order depicting the population of given cities.</p> <p>(Take scale 1cm= 1lakh)</p> <p>Note-It has to be done in a graph notebook.</p>		
<b>EVS 1 SYLLABUS</b>	<ul style="list-style-type: none"> <li>• Food and Fun</li> <li>• Spicy Riddles</li> <li>• Too much Water too little Water</li> <li>• A River's Tale</li> <li>• Ear to Ear</li> </ul>		
<b>EVS 1 HOMEWORK</b>	<p>'Spices of Karnataka'. Fold half a chart paper into a card. Paste four famous spices from Karnataka on each page of the card. Write the common name, scientific name and 2 medicinal properties of all the four spices.</p>		

<b>EVS 2 SYLLABUS</b>	<ul style="list-style-type: none"> <li>• Natural Resources and Industries</li> <li>• Defence Officer, Wahida (Our Government, Rights and Duties)</li> <li>• Some Great Men</li> <li>• Studying the Past</li> </ul>
<b>EVS 2 HOMEWORK</b>	<p>Handicrafts of Karnataka - Use your home waste material (Mugs, bowls, pots) to make attractive decorative items highlighting Karnataka's unique painting style and colour theme.</p> 
<b>GK SYLLABUS</b>	<ul style="list-style-type: none"> <li>• We are Proud of Them!</li> <li>• The Solar System</li> <li>• Worth Seeing</li> <li>• Books and Their Authors</li> <li>• Topping the List</li> </ul>
<b>GK HOMEWORK</b>	<p>Paste pictures of (any 5) Wonderful Places of the world. Also write where they are located and write 1 line about each one of them. Do the following on an A4 sheet and make it creative.</p>
<b>IT SYLLABUS</b>	<p>L- Paragraph Formatting in Word L- Editing and Proofing in Word L- PowerPoint 2013 L- Word 2013</p>
<b>IT HOMEWORK</b>	<p>Insert and label any four Input and four output devices of the computer in MS Word with heading <b>“Input and Output Devices”</b>. Write heading using WordArt option.</p>

Dear Parents,

Holidays keep young minds healthy and play a key role in cultivating thinking abilities. However, without practice children can fall behind in core subjects like Science, Math, English etc.

Winter Holiday Homework is an initiative on our part at **The Asian School** to inculcate creativity and interest in the tasks assigned to the students.

Do you often wonder as parents, “How do we motivate children to finish their Holiday Homework when they are full of Holiday spirit and reluctant to study?”. The answer is simple – By making the holiday activities for kids interesting, engaging, and thought-provoking.

Besides the holiday homework given above, we would like to share some tips for your children to make this time a fruitful and happy period for them!!

**1) Learn a new skill/hobby:**

- Cooking
- Drawing
- Painting
- Gardening
- Dancing
- Playing an instrument

**2) Read**

Good books will help improve your communication skills and vocabulary. Make a habit of reading 15 minutes before bed.

**3) Reconnect with friends**

You can reconnect with those whom you did not get to spend much time with, during the school term gone by. Send them a text/email to show that you are thinking of them.

**4) Enjoy Nature**

**5) Learn about a country/place you don't know much about.**

The world is an amazing place filled with fascinating countries and cities. In these holidays, take some time to learn about the history and culture of a country/place you are not familiar with.

**6) Develop healthy habits and eat well.**

Drink lots of water

**7) Write Thank-You notes**

Many people say thank you, but few people write actual thank you notes. During these holidays become one of those people. Make a list of the people who have helped you like friends, teachers, relatives etc.

Write to them a thank you note.

**Kindly note:**

- A page of handwriting to be practiced in a separate handwriting notebook for both Hindi and English twice a week.
- Homework to be done by the child only, small assistance of parents may be taken.
- Pre-made projects will receive a strict rejection.
- Marks will be awarded for holiday homework in each subject.

**PROCEDURE OF SUBMISSION OF HOLIDAY HOMEWORK:**

The Holiday Homework needs to be submitted on WhatsApp of the respective subject teacher between 9AM-2PM according to the schedule given below:

**24<sup>th</sup> January:** English, GK and Hindi

**25<sup>th</sup> January:** Mathematics and IT

**26<sup>th</sup> January:** EVS1 and EVS2

Please ensure that your child completes the assignments neatly which will be graded and included in the next term.

PTM will be held on 22<sup>nd</sup> December 2021.

The school will reopen after the winter break on 27<sup>th</sup> January 2022.

May this new year bring joy and good health to all.

With Regards,

The Junior Wing